



Name and surname:

Date: / /

Class:

زبان انگلیسی

پایه نهم: دوره اول متوسطه

Review of Prospect 2

1 Fill in the blanks with the correct letters.

کلمات ناقص را با حروف مناسب کامل کنید.

My c _ us _ n Mehrdad can speak Spanish. His class is on Th _ rsdays. After the class he goes s _ im _ ing.

Sometimes he rides his bic _ cle to the pool.

Today he stays at home because he has a he _ dac _ e.

He eats a sp _ c _ al food.

2 Find the answer and write the number in Parentheses. (One is extra.)

پاسخ پرسش‌های ستون سمت چپ را از ستون سمت راست پیدا کرده و در پراکنش‌ها بنویسید.

What do you do in the evenings? ()	a) No, I'm Mexican.
Who helps your mom with the dishes? ()	b) In the center of Iran.
What's the city like? ()	c) Yes, I have the fly.
Where is Isfahan? ()	d) Play sports.
Are you from Peru? ()	e) My dad does.
	f) Big and clean

3 There are some people with health problems. Match their problems with the best advice.


تعدادی افراد مشکل جسمی دارند، مشکل آن‌ها را با بهترین توصیه هماهنگ کنید.

- Sara's grandfather has a backache. He should see a doctor
- Maria has a bad cold. Why don't you take her to a dentist?
- My sister has a toothache. He shouldn't carry heavy things.

4 Sara has written a text about her family, but she is not sure about a few words. Help her for complete text.

سارا یک متن درباره خانواده‌اش نوشته اما درباره برخی کلمات مطمئن نیست. او را در کامل کردن متن کمک کنید.

This is my family. You can see my grandparents in the photo. My grandma can excellent cakes. And grandfather is very good at puzzles. My mom likes sports and she can very well. In fact she goes to the pool three times a week. My dad is holding my baby brother. He is really good at the web. He always helps me with my school projects. My brother and I love art. I can the violin and he is good at photos.



5 Write the questions.

با توجه به پاسخ‌ها پرسش مناسب را بنویسید.



..... ?

Helia and Rima are good at telling stories.



..... ?

I have sore eyes.



..... ?

Oh sorry! My drawing book is at home.

6 Put the words in the right order.

جملات زیر را مرتب کنید.

a) searching / I / the / enjoy / web / do / ?

b) free / usually / she / the gym / goes / her / to / in / time / .

c) mountain / Friday / and / dad / go / every / my / climbing / I / .

d) good / they / what / at / are / ?



Name and surname:

Date: / /

Class:

زبان انگلیسی

پایه نهم: دوره اول متوسطه

Lesson 1: Personality
(Speaking)

1 Complete the conversation between Erfan and his teacher.

گفتگوی بین عرفان و معلمش را کامل کنید.

Teacher: Hi Erfan, Can you us a little about your father?

Erfani: Hello Mr. Tavakoli, sure, what do you to know?

Teacher:


Erfan: His name is Hamid Shojaee.

Teacher:

Erfan: He's a pilot.

Teacher:

Erfan: He's really brave and hard working.



2 Choose the correct item.

گزینه درست را انتخاب کنید.

a) A: What are you like?

B:

1) I'm fine, thanks.

2) I like to read books.

3) I'm fine, thanks.

4) I'm a bit serious.

b) Which is the antonym of the word hard working?

1) lazy

2) unkind

3) funny

4) rude

c) A: She always helps her sister.

B:

A: in cooking and cleaning.

1) Which

2) Who

3) In what way

4) Why

3 Unscramble the following sentences.

جملات زیر را مرتب کنید.

a) teacher / a / Mrs. Hakimi / creative / is / .

b) are / Tina and Simin / helpful / women / ?

4 Unscramble the letters and write the words.

حروف نامرتب را مرتب کنید و کلمه کامل را بنویسید.

- a) Who's your best (edinfir).
- b) They are very (tenpiat).
- c) She's a bit (rsoesui)

5 Cross out the word that is different from the other words.

دور کلمه متفاوت با سایر کلمات خط بکشید.

- a) Teacher – polite – hard-working – kind
- b) clever – company – brave – friendly

6 Write questions.


برای پاسخ‌های داده شده، پرسش مناسب بنویسید.

- a)?
He's clever and hard – working
- b)?
No, they're not. They're very polite.

7 Look at the picture and match the sentences with the pictures.

به تصاویر نگاه کنید و جملات را به تصاویر مرتبط وصل کنید.

a) He is a rude boy. ○



b) It is a quiet place. ○



c) He is a lazy man. ○

