



Name and surname:

Date: / /

Class:

زبان انگلیسی

پایه هفتم: دوره اول متوسطه

Lesson 1: My Name
(Conversation)

1 Read the passage and underline classroom objects.

متن زیر را بخوانید و زیر اشیاء کلاسی خط بکشید.

This is my classroom. The desk is near the wall.

There is a pencil, two pens, a notebook and three erasers on the desk. The blackboard is on the wall and the chair is next to the desk.

2 Odd words out.

کلمه ناهماهنگ را مشخص کنید.

- a) red – green – black – map
- b) two – fine – three – eight
- c) notebook – car – pencil – eraser

3 Match.

وصل کنید.

M	h	nine	6
Q	e	Four	0
H	m	Six	1
E	g	Five	9
G	r	Zero	5
R	q	There	3

4 Choose the correct item.

گزینه درست را انتخاب کنید.

- a) A: Hi class! B:
- 1) I'm your teacher 2) Hello 3) Fine, thanks
- b) A: What's your name? B:
- 1) It is Ali 2) I am your teacher 3) I am Ali
- c) A: How are you? B:
- 1) Thank you 2) Thanks, please 3) I am fine, thank you
- d) My name Sina.
- 1) is 2) are 3) am

5 Unscramble the following sentences.

با کلمات در هم ریخته جمله بسازید.

a) teacher / your / am / English / I / .

b) your / now / , / names / me / tell / you / .

6 Spelling

دیکته


a) My s _ _ _ _ _ are in class.

b) Hilton h _ _ _ _ is in Tehran.

c) B _ _ _ _ open at 7:30.

7 Trace over and write.

نقطه چین ها را پر کنید و سپس بنویسید.



Aa Aa Aa

Handwriting practice lines consisting of multiple sets of solid top and bottom lines with a dashed middle line for tracing.



Name and surname:

Date: / /

Class:

زبان انگلیسی

پایه هفتم: دوره اول متوسطه
Lesson 1: My Name (Sounds & Letters / Listening & Reading)

1 Read and match. (one is extra.)

بخوانید و وصل کنید. (یک مورد اضافه است.)

How are you?

Bye

What's your last name?

Great, thanks.

How do you spell your name?

A - M - I - R - I

Good night

Thank you

Karimi

2 Spelling

دیکته

a) Mina is my c _____.

b) They are my t _____.

c) Thank you, s _____, please.

3 Unscramble the following sentences.

جملات زیر را مرتب کنید.

a) you / one / now / your / say / names / by / one / .

b) name / do / your / how / first / spell / you / ?

4 Answer the questions.

به پرسش‌های زیر پاسخ دهید.

a) What's your full name?

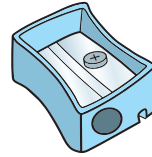


b) How are you?

c) How do you spell your first name?

d) What's your English teacher's name?

5 Write correct word under each picture.

کلمه درست را زیر هر تصویر بنویسید.



.....

.....

.....

6 Cross out the word that is different from the other.


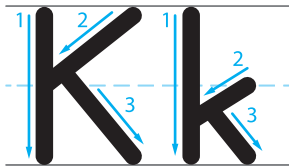
دور کلمه متفاوت با سایر کلمات خط بکشید.

a) pen – marker – pencil – bench

b) backpack – chalk – pencil case – bag

7 Trace over and write.

نقطه چین‌ها را پر کنید و سپس بنویسید.



Kk Kk Kk Kk Kk

.....

.....

.....

.....

.....

.....

.....

.....